


FRP GRATING SELECTION CHART



SPAN		PULTRUDED GRATING				
5 Feet	T-5000 2"					
4 Feet	T-5000 2"	I-4000 1"	I-6000 1.5"	T-1800 1.5"		
3 Feet	T-5000 2"	I-4000 1"	I-6000 1.5"	I-6000 1"	T-1800 1.5"	T-1800 1"
2 Feet	T-5000 2"	I-4000 1"	I-6000 1.5"	I-6000 1"	T-1800 1.5"	T-1800 1"

***This is a guideline only.** Based on a deflection less than 1/4" for a 300 lb concentrated load.




T-5000 2" Shown Here

PROFILE	Spacing Between Bars	Percent Open Space	Panel Sizes	Colours
T-1800	3/8"	18%	5' x 12', 5' x 20'	Light Grey, White
I-4000	0.4"	40%	5'	Light Grey, Yellow
I-6000	0.9"	60%		Light Grey, Yellow
T-5000	1"	50%		Light Grey, Yellow

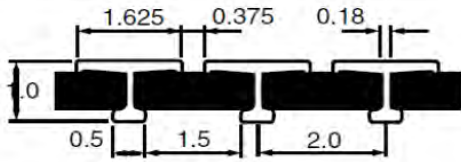
Custom Sizes Also available.

SPAN		MOLDED GRATING		
4 Feet	Molded 2"			
3 Feet	Molded 2"	Molded 1.5"		
2 Feet	Molded 2"	Molded 1.5"	Molded 1"	

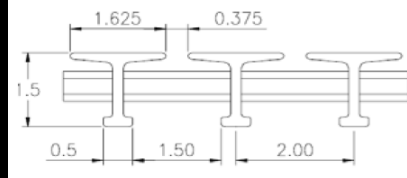


THICKNESS	Panel Sizes	Colours	Mesh Pattern
Molded 1"	3' x 10', 4' x 8', 4' x 12	Dark Grey, Yellow	1.5" Square
Molded 1.5"	3' x 10', 4' x 8', 4' x 12	Dark Grey, Yellow	1.5" Square
Molded 2"	4' x 12'	Yellow	2" Square

These are only our most common sizes and colour. Many other profiles available.

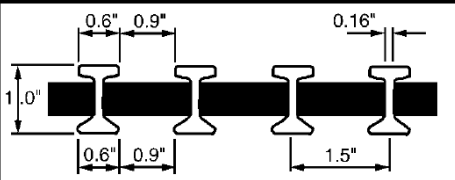


T-1800 1"

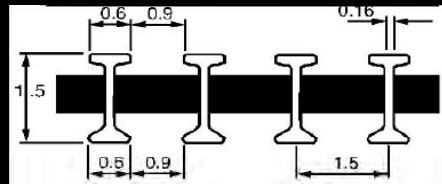


T-1800 1.5"

SWIMMING POOLS - WATER PARKS - CHILDREN'S PLAY STRUCTURES

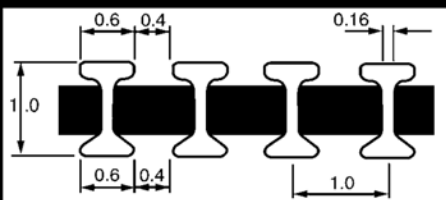



I-6000 1"

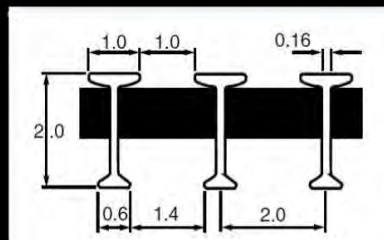


I-6000 1.5"

WALKWAYS - TRENCH GRATING - PLATFORMS - DECKS



I-4000 1"



T-5000 2"

WALKWAYS - TRENCH GRATING - PLATFORMS - DECKS